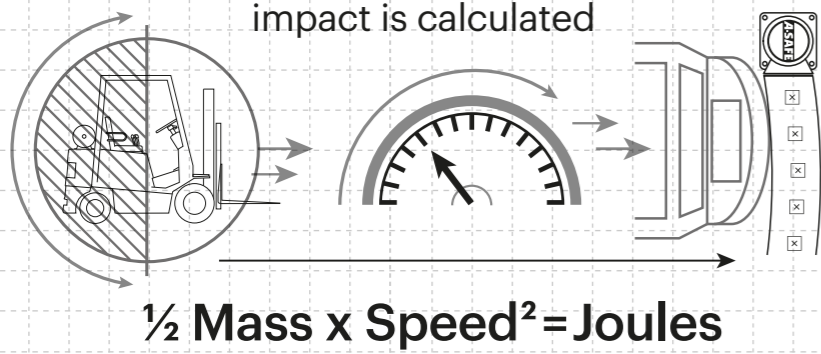


# Technical Information

How the energy from a vehicle impact is calculated



### Tested Impact Energy

**5,400 Joules**

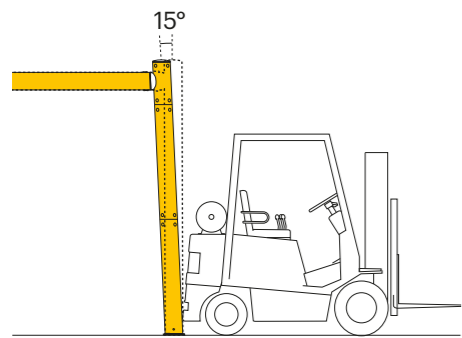
Equivalent vehicle and speed



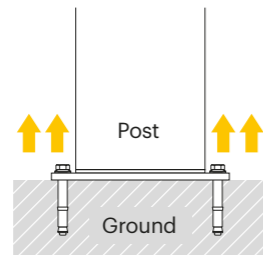
### Impact Test

Max Energy (Joules) at 90° **5,400**

Deflection at Max Energy  
15° Lean



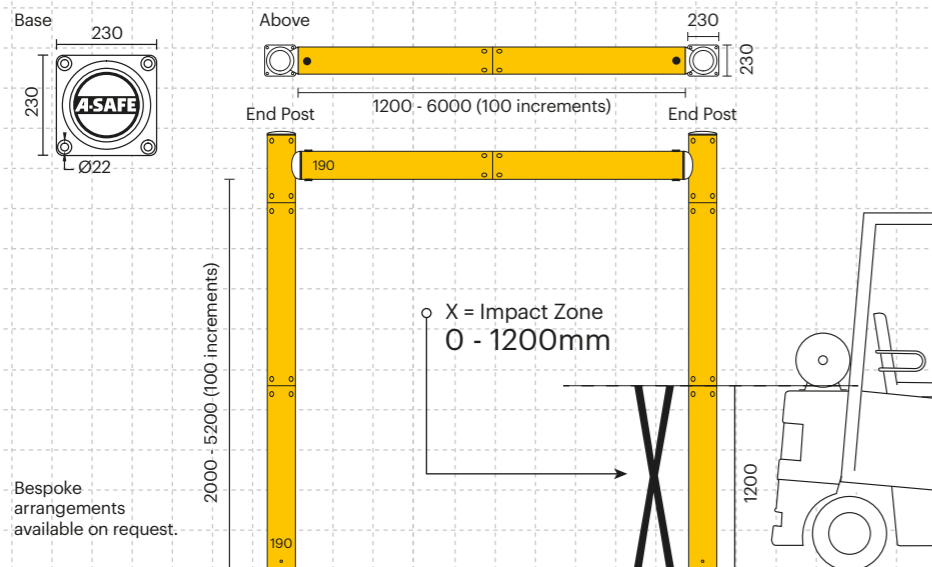
Force to Bolt  
24kN



Material Properties	MEMAPLEX™
Temperature Range	-10°C to 50°C
Ignition Temperature	370°C to 390°C
Flash Point	350°C to 370°C
Toxicity	Not Hazardous
Chemical Resistance	Excellent - ISO/TR 10358
Weathering Stability (Grey Scale)	5/5*
Light Stability (Blue Wool Scale)	7/8**
Static Rating (Surface Resistivity)	1015 - 1016 Ω
Hygiene Seals	No

\* Weathering scale 1 is very poor and 5 is excellent  
\*\* Light stability scale 1 is very poor and 8 is excellent

### Dimensions (mm)



### Colour



\*Please note that the RAL and PANTONE colours listed are the closest match to standard A-SAFE colours, but may not be exact matches of the actual product colour and should be used for guidance only.



iFlex™

Height Restrictor

**A-SAFE**



Designed to protect the edges of doorways and prevent high level damage from vehicle impacts.

Height restrictors offer guidance and physical protection from both side and height collisions, protecting infrastructure. They stop vehicles and loads from making contact with doorway edges and roller shutter door channels, preventing costly damage.

Where there is a risk of collision with overhead pipe bridges, cable trays, air or gas supply lines, or ventilation ducts; Height Restrictors will prevent disruptive and expensive damage as well as warning a vehicle driver that his vehicle or load is too high.

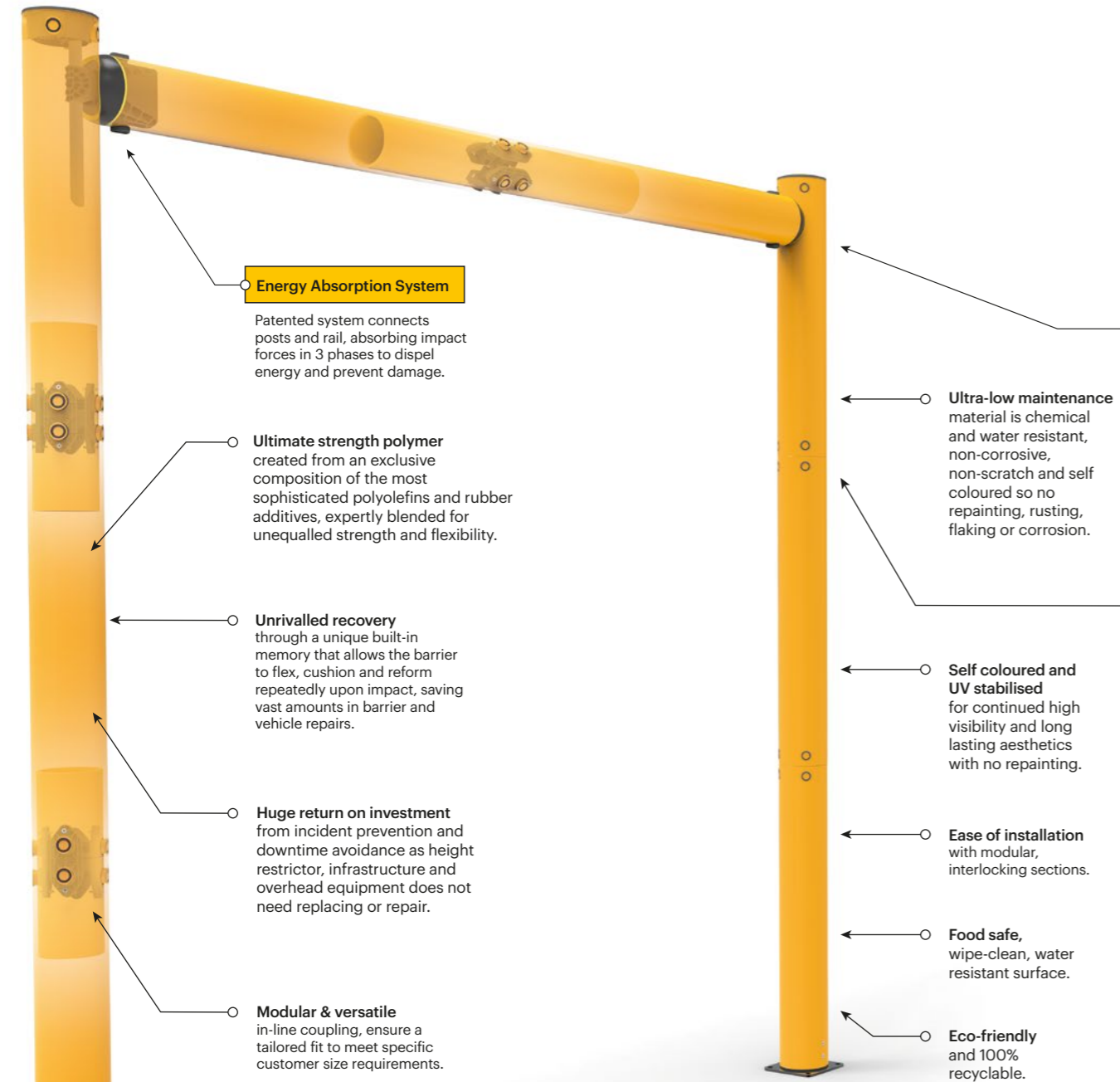
Tested to the global benchmark in barrier safety

**bsi. PAS 13**  
Code of Practice for Workplace Safety Barriers



# Engineered for performance

Whether in the resilience, flexibility and in-built memory of our exclusive Memaplex™ material or the unrivalled energy absorption of our unique 3-phase coupling system, a wealth of technical ingenuity goes into every A-SAFE product to ensure that it performs perfectly every time you need it to. We are continuously innovating to solve the greatest workplace safety challenges on behalf of our customers and our numerous patents attest to our industry-leading commitment to research and development.



### Energy Absorption System

Patented system connects posts and rail, absorbing impact forces in 3 phases to dispel energy and prevent damage.

**Ultimate strength polymer** created from an exclusive composition of the most sophisticated polyolefins and rubber additives, expertly blended for unequalled strength and flexibility.

**Unrivalled recovery** through a unique built-in memory that allows the barrier to flex, cushion and reform repeatedly upon impact, saving vast amounts in barrier and vehicle repairs.

**Huge return on investment** from incident prevention and downtime avoidance as height restrictor, infrastructure and overhead equipment does not need replacing or repair.

**Modular & versatile** in-line coupling, ensure a tailored fit to meet specific customer size requirements.

**No floor damage** 80% of impact force is absorbed, transferring just 20% to the floor.

**Zinc nickel, electrophoretic coating** on base plates as standard, provides advanced protection against corrosion damage.

**Ultra-low maintenance material** is chemical and water resistant, non-corrosive, non-scratch and self coloured so no repainting, rusting, flaking or corrosion.


**Self coloured and UV stabilised** for continued high visibility and long lasting aesthetics with no repainting.

**Ease of installation** with modular, interlocking sections.


**Food safe, wipe-clean, water resistant surface.**

**Eco-friendly and 100% recyclable.**

### ADDITIONAL BASE OPTIONS



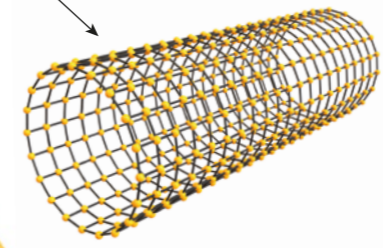
**Countersunk Bolts**  
Creates a flat surface, preventing tyre damage where vehicles are in close proximity.



**Stainless Steel 316**  
Ultimate performance option, no corrosion or rusting and resistant to powerful cleaning agents. Ideal for hygiene environments.


## MEMAPLEX™

**Advanced Engineering**  
Molecular reorientation during manufacturing creates a unique built-in memory that enables the barrier to fully recover following impacts.



**Revolutionary 3-Layered Material**

- Inner strengthening core
- Central impact absorption zone
- Outer UV stabilised colour layer



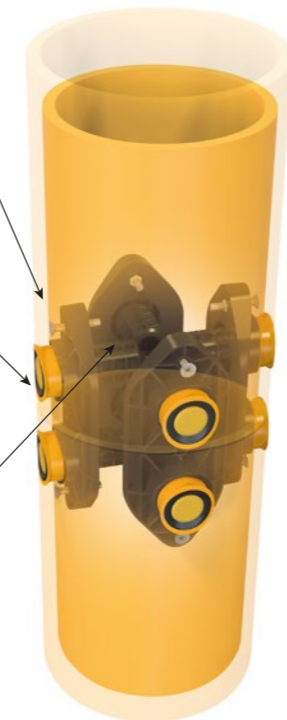
### In-line coupling for a complete modular solution

The iFlex in-line coupling introduces a new level of modularity to the A-SAFE product range. The 500mm vertical coupling enables the product to be built up in 100mm increments from 2000mm to 5200mm. The 1000mm horizontal coupling offers widths from 1200mm to 6000mm also in 100mm increments.

**Four pin positioning** to adjacent sections gives increased rigidity and stability.

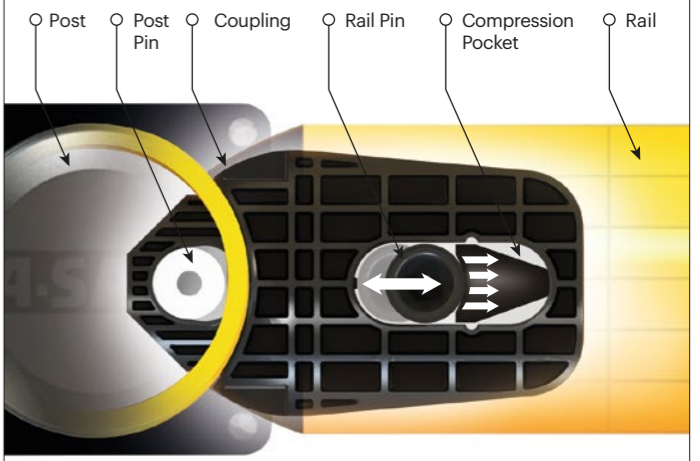
**Seamless join** on external edges gives a continuous flush finish along the length.

**Moulded pins** lock securely into the internal layer with a quarter turn.




## Energy Absorption System

A patented 3-phase system that activates sequentially for unparalleled energy absorption



**PHASE 1:** Memaplex™ rail flexes to absorb impact, initiating the rail pin to slide forward and transfer load energy to the compression pocket.



**PHASE 2:** Compression of the pocket continues to disperse energy as the coupling rotates around the post pin to activate further absorption.



**PHASE 3:** At peak energy, the coupling twists further, engaging the post pin and instigating torsion of the post to dispel remaining forces.