





Heavy Duty Topple Barrier

Designed to segregate pedestrians and protect them from vehicles and the danger of toppling bulk goods, the Heavy Duty Topple Barrier is a robust, impact resisting barrier that offers supreme safety in multiple height variations.

This fully modular system can be tailored to suit both high and low-level storage areas, while the proven fork-impact protection of the ForkGuard is included as standard.





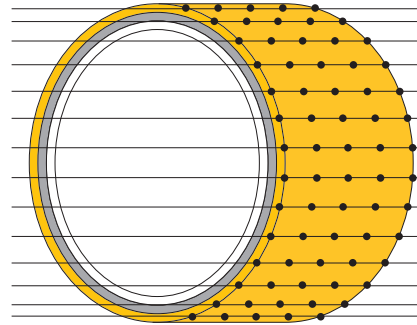
MEMAPLEX™

Ultimate strength polymer

created from an exclusive composition of the most sophisticated polyolefins and rubber additives, expertly blended for unequalled strength and flexibility.

Advanced Engineering Molecular

reorientation during manufacturing creates a unique built-in memory that enables the barrier to fully recover following impacts.



Revolutionary 3-Layered Material

- Inner strengthening core
- Central impact absorption zone
- Outer UV stabilised colour layer

Configurations



Base + 3 Rails
Height - 3600mm

Base + 6 Rails
Height - 5300mm

Energy Absorption System

A patented 3-phase system that activates sequentially for unparalleled energy absorption.

- 1 Memaplex™ rail flexes to absorb impact, initiating the rail pin to slide forward and transfer load energy to the compression pocket.
- 2 Compression of the pocket continues to disperse energy as the coupling rotates around the post pin to activate further absorption.
- 3 At peak energy, the coupling twists further, engaging the post pin and instigating torsion of the post to dispel remaining forces.



- | | |
|-------------------|-----------------------------|
| A Post Pin | D Compression Pocket |
| B Coupling | E Rail |
| C Rail Pin | |

Suitability

Application



Suitable for pedestrians

Vehicle



Engine counterbalance heavy duty FLT



Heavy duty counterbalance FLT



High rack stacker



Electric high reach truck



Electric tow tractor




Unrivalled recovery through a unique built-in memory that allows the barrier to flex, cushion and reform repeatedly upon impact, saving vast amounts in barrier and vehicle repairs.

Huge return on investment from incident prevention and downtime avoidance as barriers, vehicles, floors and equipment do not need replacing or repair.

Features and benefits



Multi-directional system ensures a streamlined fit into any operation and the removal of hard angles.



Ultra-low maintenance material is chemical and water resistant, non-corrosive, non-scratch and self coloured so no repainting, rusting, flaking or corrosion.




Exclusive modularity allows rails and posts to be replaced in-situ without removing adjacent barrier sections.



Self coloured and UV stabilised for continued visibility and long lasting aesthetics with no repainting.



ForkGuard included as standard to protect walls, stored goods and pedestrians from damage or injury as a result of fork impacts.



Wipe-clean, water resistant surface.



Environmentally friendly and 100% recyclable.

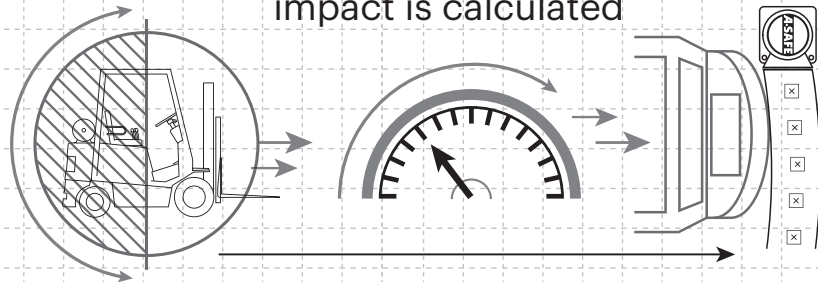


Zinc nickel, electrophoretic coating on base plates as standard, provides advanced protection against corrosion damage.



Technical Information

How the energy from a vehicle impact is calculated



$$\frac{1}{2} \text{ Mass} \times \text{Speed}^2 = \text{Joules}$$

Tested Impact Energy

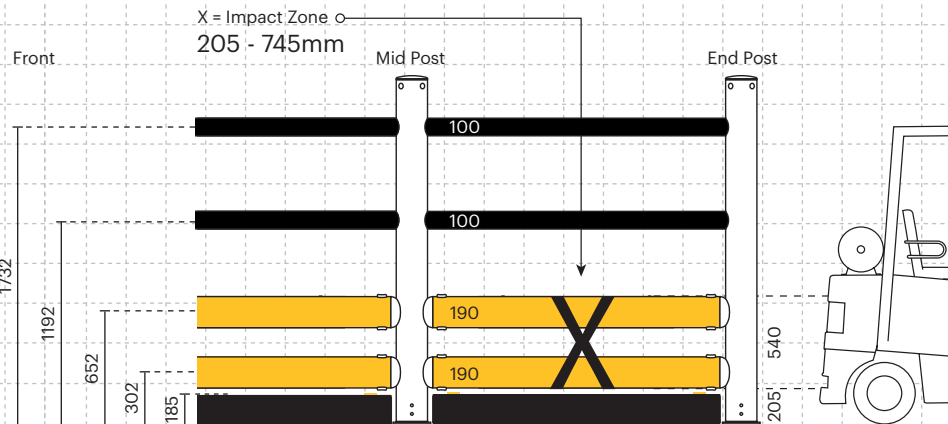
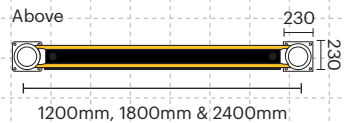
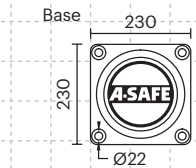
20,500 Joules

Equivalent vehicle and speed

 X **9,6 km/h impact**

Mid Rail 90° Impact on 2200mm Post Centres

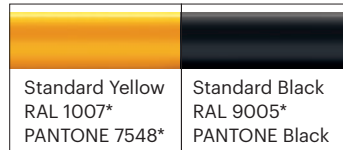
Dimensions (mm)



Post Options



Rail Colours

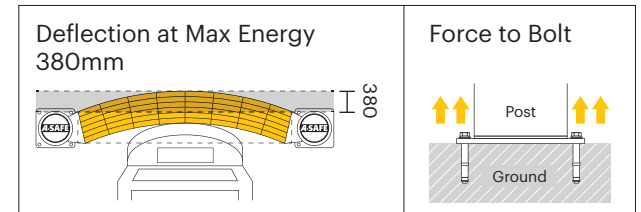


Colour Combinations

*Please note that the RAL and PANTONE colours listed are the closest match to standard A-SAFE colours, but may not be exact matches of the actual product colour and should be used for guidance only.

Impact Test	Impact Angle on 2200mm Post Centres			
	90°	67.5°	45°	22.5°
Mid Rail Max Energy (Joules)	20,500	24,017	41,000	139,983

End Post Max Energy (Joules) - 90°	6,900
End Post Max Energy (Joules) - 90°	6,900



Material Properties	MEMAPLEX™
Temperature Range	-10°C to 50°C
Ignition Temperature	370°C to 390°C
Flash Point	350°C to 370°C
Toxicity	Not Hazardous
Chemical Resistance	Excellent - ISO/TR 10358
Weathering Stability (Grey Scale)	5/5*
Light Stability (Blue Wool Scale)	7/8**
Static Rating (Surface Resistivity)	1015 - 1016 Ω

* Weathering scale 1 is very poor and 5 is excellent

** Light stability scale 1 is very poor and 8 is excellent

A-SAFE UK Ltd

Ainley House, Ainleys Industrial Estate, Elland, Halifax, HX5 9JP, United Kingdom

www.asafe.com

